

Paycheck Protection Program - Forgiveness Portal

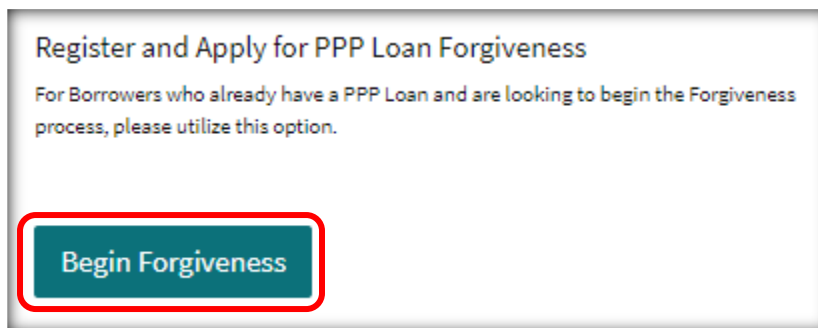


Follow these instructions the first time you access Centric Bank's Forgiveness Portal:

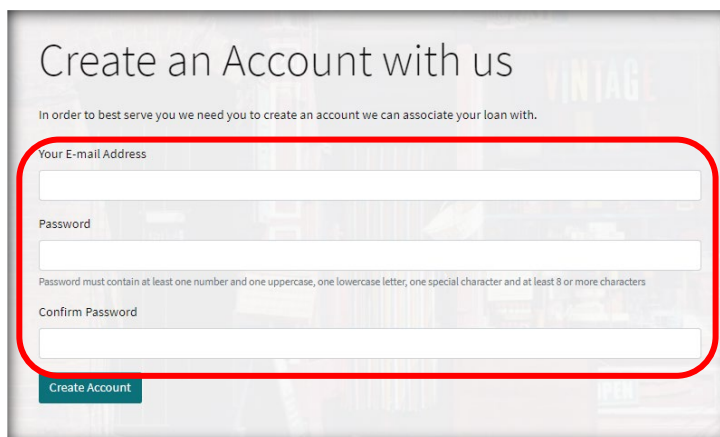
1. Paycheck Protection Program (PPP) customers can access Centric Bank's Forgiveness Portal by navigating to the following link. Google Chrome, Microsoft Edge and Mozilla Firefox browsers are recommended for the best user experience.

<https://centricbank.lenderscooperative.com/>

2. If this is your first-time accessing the Forgiveness Portal, simply click on the "Begin Forgiveness" button to walk through the registration and Forgiveness application processes. To complete the registration process, you will need the EIN or SSN used to apply for the PPP loan, and your SBA Loan Number. **Note: The SBA Loan Number can be found on your loan closing documents.**



3. You will then be asked a challenge question to authenticate your identity. Choose the correct response by clicking on the appropriate selection from the list provided.
4. After being authenticated, you will be walked through the process to set up an online profile to be associated with your PPP loan. Enter your email address and select a password. **Note: The Password must contain at least one number, one upper and one lower case letters, one special character and be at least 8 characters in length.**



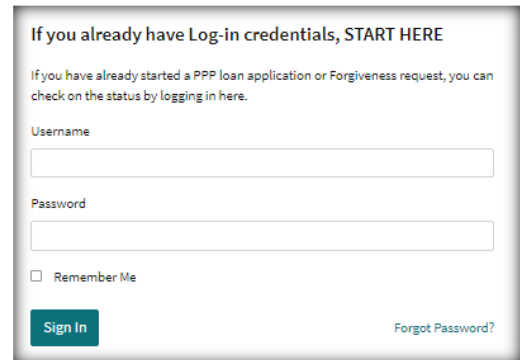
5. Click on the "Create Account" button to continue to the landing page of the Forgiveness Portal

Returning PPP Customers can return to the Forgiveness Portal by following these steps:

1. Navigating to the same location website that was used when setting up your online profile. Remember, Google Chrome, Microsoft Edge and Mozilla Firefox browsers are recommended for the best user experience. You should bookmark this page for ease of returning to the Portal for updates or additional information requests.

<https://centricbank.lenderscooperative.com/>

2. Enter your email address and Forgiveness Portal Password in the fields on the right-hand side of the screen. Click the “Login” button to continue.

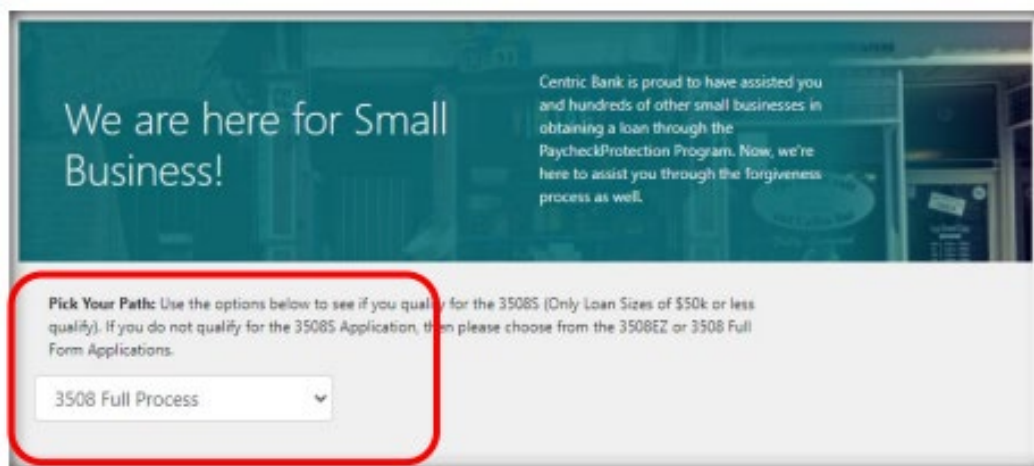


Completing the Forgiveness Application process within the Portal

The Forgiveness Portal will give you the option to select which Forgiveness Application process fits your unique situation. We provide qualification statements to determine which process you qualify for between the three options:

- 3508S Forgiveness Application (PPP Loans \$150,000 and smaller)
- 3508EZ
- Full Forgiveness Application

IMPORTANT: In order to see the eligibility criteria for all three Form options, please make sure to view the “Pick Your Path” section. We have a “Forgiveness Form Qualifications” worksheet that will walk you through how to determine which form is appropriate for your submission. The section to review first on the Forgiveness Portal looks like this:



Once the appropriate process has been identified, the Portal will walk you through each step for completion.

For questions or concerns about the Forgiveness Application Portal or completion steps, you may reach a PPP Specialist at 717.686.4973, or contact your relationship banker directly.